

Field Mappings in Express Capture

When you install Express Capture into your website it will first attempt to automatically map its address fields to the fields you have on your website and then ask you to test it by entering an address.

Should you find that it is missing a field or hasn't mapped them correctly – click on the No button and you will be able to manually map the fields.

1. Shopping Bag 2. Your Details 3. Review & Payment 4. Confirmation

***Company Name:**

***First Name:**

***Last Name:**

***Address Line:** Suite 301, 20 Lexington Dr

***Suburb:**

***State/City:** NSW

***Postcode:** 2153


***Country:** Australia

***Email address:**

***Phone Number:**

Fax Number:

Checkout
Please fill in your details.



After testing Suburb was found to be not mapped

ExpressCapture has been set up on your form. Try searching for an address now.

Do all of your address fields populate correctly?

At the next screen you will be asked to confirm the address fields that are contained on your website. Click on the Pick new fields button beside the set of address fields you want to change

1. Shopping Bag 2. Your Details 3. Review & Payment 4. Confirmation

***Company Name:**

***First Name:**

***Last Name:**

***Address Line:** Suite 301, 20 Lexington Dr

***Suburb:**

***State/City:** NSW

***Postcode:** 2153


***Country:** Australia

***Email address:**

***Phone Number:**

Fax Number:

Checkout
Please fill in your details.

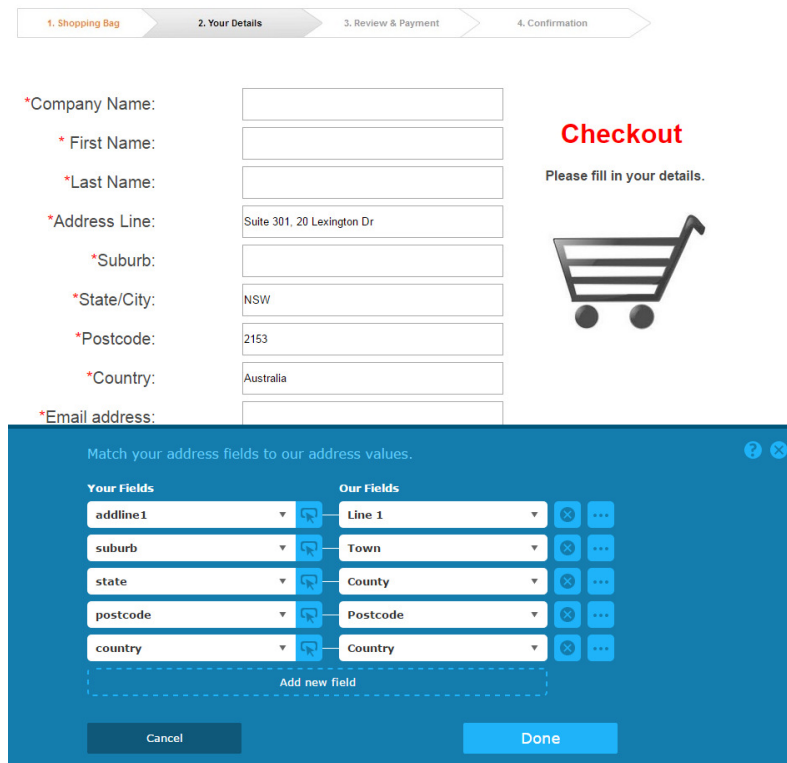


We can see there are currently 1 sets of address fields on your page, which we have highlighted.

Select a set of address fields to change, or pick a new set of fields

You will then be asked to map (line up) your address fields listed on the left hand side to the Express Capture address fields on the right hand side. You will need to map each field.

First click on the field from your website on the left hand side and then select one from Express Capture fields on the right hand side. Click on Add new field to add the next field in and repeat.



Below are a list of the fields within Express Capture and what they would normally equate to. This will assist you in manually mapping the fields correctly.

Express Capture	Australia	New Zealand
Line 1	Address Line 1	Address Line 1
Line 2	Address Line 2	Address Line 2
Line 3	Address Line 3	Address Line 3
Line 4	Address Line 4	Address Line 4
Line 5	Address Line 5	Address Line 5
Town	Locality	Suburb
County	State	City/Town
Postcode	Postcode	Postcode
Country	Country	Country
Company	Company	Company
Search Input	Search Input	Search Input
Building Name	Building Name	Building Name
Building Number	Street Number	Street Number
Sub Building	Unit/Level Number	Unit/Level Number
Street	Street Name	Street Name
District	N/a	N/a
County Name	State Name	N/a
County Code	State Code	N/a
2-Character ISO Code	2-Character ISO Code	2-Character ISO Code
3-Character ISO Code	3-Character ISO Code	3-Character ISO Code
Formatted Address	Full Address Line	Full Address Line